



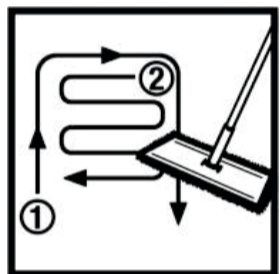
Restroom - Maintenance and Intensive Cleaning Summary



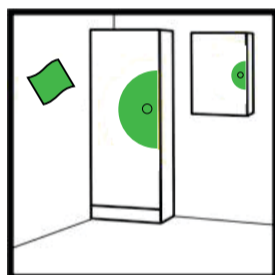



- DRESS WITH CORRECT PPE
- PLACE WARNING SIGNS
- EMPTY BINS & COLLECT LOOSE LITTER



- FLUSH
- PLUNGE WITH BRUSH
- SPRAY BOWL WITH CALEXAN
- SPRAY URINAL WITH CALEXAN



- DUST BIND, SWEEP OR VACUUM FLOOR OF ALL DRY LOOSE DIRT



- CLEAN WALLS
- CUBICAL SURFACES
- WIPE BINS
- WIPE OTHER FIXTURES



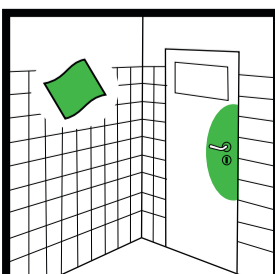
- SCRUB BOWL
- FLUSH TOILET
- WIPE ALL SURFACES WITH REOCID
- WIPE URINAL EXTERNAL



- WIPE FIXTURES
- WIPE BASINS & TAPS
- WIPE COUNTER TOPS
- WIPE MIRRORS



- DAMP MOP ALL FLOORS WITH THE CORRECT METHOD FOR THE FLOOR TYPE



- FINAL INSPECTION
- WIPE ALL DOOR HANDLES